

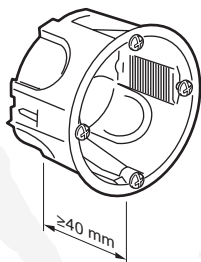
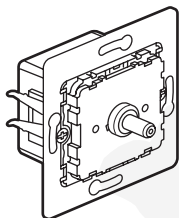
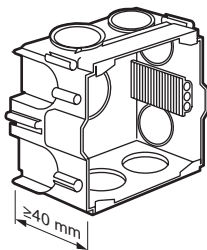
100-240 V
50/60 Hz



+



| | | | | |
|--------------|------|-------|-------|--------|
| 230 V | Max. | 400 W | 400 W | 400 VA |
| | Min. | 40 W | 40 W | 40 VA |
| 110 V | Max. | 200 W | 200 W | 200 VA |
| | Min. | 20 W | 20 W | 20 VA |



N
L

