





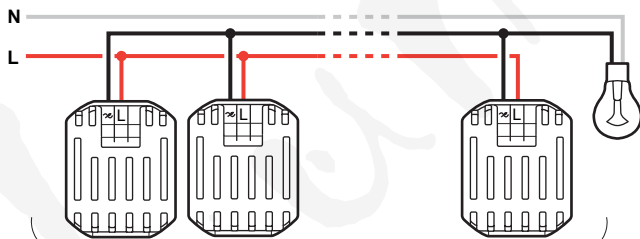
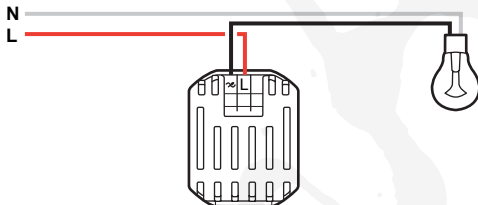

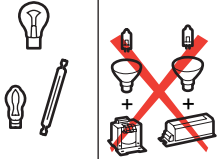
 35° 100-240 V 50/60 Hz			 +	 +
				
230 V	Max. 400 W	400 W	400 VA	400 VA
	Min. 40 W	40 W	40 VA	40 VA
110 V	Max. 200 W	200 W	200 VA	200 VA
	Min. 40 W	40 W	40 VA	40 VA



n = 9 max.

Max. : 400 W
Min. : 40 W x n

